


1. When you hear the words, say the matching number.


Hear	Say
Orange	3
Red	8
Elephant	10
Pencil	6
Yellow	7
Balloon	2
Rubber	5
Green	1
House	4
Blue	9

2. Draw the following pictures.


One red pencil.




Three yellow dogs.



Ten green balloons.



Four orange rubbers.



Two blue elephants.



Seven black snakes.



Teacher's notes

Language focus:	Revision of numbers and colours
Time (approx.):	15-20 minutes
Preparation:	Photocopy one worksheet for each student. Students will also need coloured pencils for Exercise 2

- Using the worksheet:**
- The first activity is easy but it is a very good way of revising vocabulary and developing students' listening and speaking skills.
 - Explain that you are going to call out objects and colours and the students have to listen, find the word in the list and say the corresponding number.
 - For example, say *Elephant* and ensure that the students say *10*.
 - The idea is to play the game as fast as possible and to repeat colours and objects many times. Don't say the items in order and use plenty of repetition. The more the students hear the vocabulary and say the numbers, the better.
 - For Exercise 2, tell the students that they must read the sentences then draw the relevant pictures. Make sure that they colour them correctly, according to the instructions.

- Additional ideas:**
- Students could do Exercise 1 in pairs. One says the objects and colours and the other says the corresponding numbers.
 - It is also possible to revise different vocabulary and numbers using this exercise. Simply replace the vocabulary and the numbers.
 - Students can make their own *Hear and Say* activities which they can use in pairs (they only need one sheet between two students).